

LESS IS MORE

FEATURES AVAILABLE

- Dimming
- Occupancy sensor
- USB charging
- Wireless

PRODUCT DESIGNER

Stephan Copeland

Amble is the embodiment of reductionist design — providing adjustable illumination by rocking its three-position base, without any joints, hinges or springs. Amble is so minimalist, there's only one moving part that designer Stephan Copeland included — a gravity-driven shade that automatically prevents glare for you and your neighbors.

Amble is perfect for hybrid working styles that move. Battery-powered, lightweight, and built as a single-piece, Amble works wherever you do — from private spaces to collaborative zones, social hot spots or touchdown areas.

AMBLE



LIGHTCORP

FEATURES

- Adjustable illumination achieved by rocking back or forth into three positions.
- Optional dedicated USB charging port built into base for easy charging of mobile devices on your desktop.
- Optional occupancy sensor shuts the fixture off after 30 minutes of inactivity.
- Optional rechargeable lithium ion battery for wireless use up to six hours.

SPECIFICATIONS

Energy consumption:	3-11.5 system watts
Number of LEDs:	1 high power LED
Light output:	206 lumens max.
Peak footcandles:	151 @ 12" from work surface*
LED rated lifespan:	> 60,000 hours
Color temperature:	3500K
Color rendering index:	83
Brightness adjustability:	100%—20% continuous
Arm options:	single arm; 3 positions
Standard colors:	Classic series: white; Performance and Designer series: white, silver, ash gray, black
Materials:	aluminum and ABS polymer
Power supply:	18-watt wall transformer
Cord:	9' black cord
USB dedicated charge port:	Type-A connector, 5V, 1.2A max.
Battery:	Lithium ion
Battery life:	6 hours
Certifications:	ETL listed: compliant to UL 153/8750 & CSA C22.2 No. 250.4; FCC Part 15 Class B; TAA; CE; CEC Title 20
Warranty:	5 years fixture (excludes battery); 2 years power supply
U.S. Patent No.:	9,664,345

DESIGN SERIES OPTIONS

CLASSIC SERIES

- automatic turn off after 10 hours
- touch-and-hold dimming
- corded power supply
- available in white finish only

PERFORMANCE SERIES

- touch-and-hold dimming
- soft touch finish
- occupancy sensor
- dedicated USB charge port
- corded power supply

DESIGNER SERIES

- touch-and-hold dimming
- soft touch finish
- occupancy sensor
- dedicated USB charge port
- corded power supply
- rechargeable 6-hour lithium ion battery

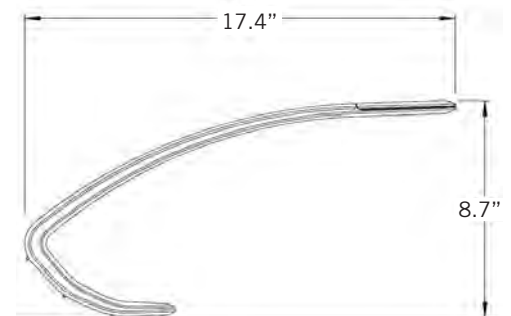
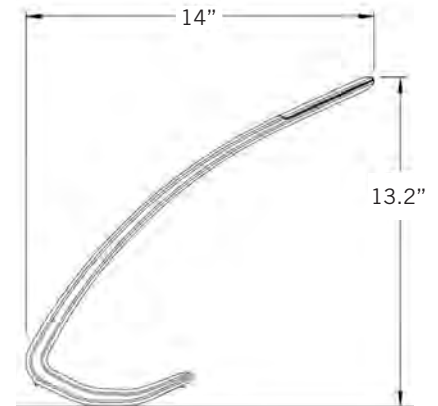
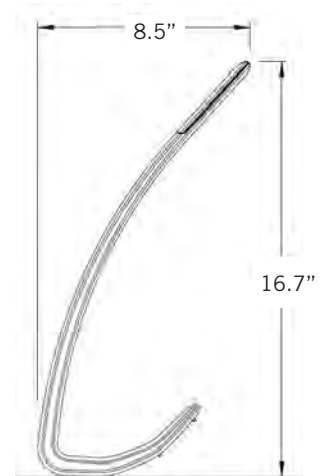
ORDERING INFORMATION

	DESCRIPTION	CODE
Step 1: Select series	Classic series	AMBLE.AW
	Performance series	AMBLE.OS.USB
	Designer series	AMBLE.OS.USB.BATT
Step 2: Select color (Performance and Designer series only)	Black finish	+.BK
	Silver finish	+.SV
	Ash Gray finish	+.AG
	White finish	+.AW



WARNING: This product may expose you to chemicals including di(2-ethylhexyl) phthalate (DEHP), lead and/or titanium dioxide which are known to the State of California to cause cancer and birth defects or other reproductive harm. For more information, go to www.P65Warnings.ca.gov.

AMBLE



Environmental considerations:

- Made with fully-recyclable polymer housing and aluminum
- Lower power consumption
- Mercury-free LEDs
- LEED credit eligibility

*Footcandle plots are available at www.lightcorp.com/products/desk/amble.