

KANEPI INNOVATIONS

kǎn'ə·pē

KANEPI INNOVATIONS™

kǎn'ə·pē

14800 172nd Ave.
Grand Haven, MI
49417-8969

p. 616.844.3158
f. 616.846.2144

kanepiinnovations.com

The way to say
wireless
infrastructure
solutions



Kanepi Innovations™ offers
the only truly wireless
infrastructure solutions for
total workplace control...

*fully integrated, intuitive
and programmable.*



A TRULY WIRELESS INFRASTRUCTURE
A WEALTH OF ENERGY SAVINGS
A WORLD OF FACILITY CONTROL

Wireless that's always at work.

Lighting fixtures form the backbone of the Kanepi wireless mesh network, creating a technology net that reaches through every corner of the workplace.

You save energy and gain complete control of lighting, HVAC and other workplace assets... remotely, securely and effortlessly.

Reduce energy usage **up to 70 percent**

Gain control with a mesh network **7 1/2 times larger** than any competitor

Impact people, the planet and profits through **improved energy efficiency**

Energy savings

With Kanepi, you not only schedule and control energy usage; the mesh network can sense and respond instantly to changes in occupancy, capacity and temperature. Your energy needs are fine-tuned, reducing energy usage up to 70 percent. Kanepi is based on the ZigBee standard—802.15.4—so it is proven, reliable and secure.

Kanepi also meets the multi-level switching standards required by the Energy Policy Act of 2005 (EPAct), which may qualify you for a tax deduction of up to \$1.80 per square foot for investing in energy efficient components.

Building control

Kanepi works with your lighting system and gives you total building control, everywhere lighting systems reach... even outdoors. There's no rewiring or downtime for building moves, adds or changes.

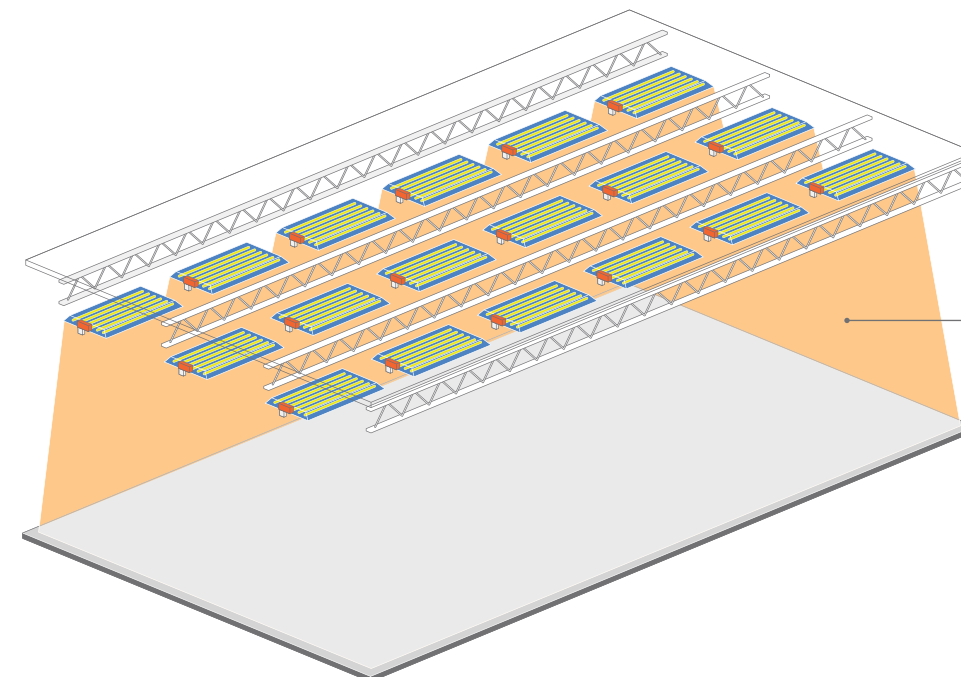
With a mesh network that is 7 1/2 times larger than any competitor, our proprietary Kanepi technology has multiple pathways, allowing for uninterrupted communication. If one node drops out of the network for any reason, its neighbors instantly find another path. The result: unprecedented control, speed and reliability.

Sustainability

By reducing electrical consumption, Kanepi enables you to reduce your carbon (CO₂) footprint, helping you meet government regulations and implement carbon emissions trading. You decrease the greenhouse gas emissions associated with burning fossil fuels while ensuring that everything within your building operates at peak efficiency at the lowest possible cost.

The Kanepi wireless mesh network is good for the planet and your profit margin in other ways, too. Because it's based on a wireless platform with an open systems protocol, Kanepi components require no new wiring. All components can stay in place during building moves, adds and changes, or they can be quickly relocated, so they won't end up in a landfill.

All of which means that Kanepi is not only good for the environment, it's good for your bottom line.



Mesh network covers your facility everywhere light reaches

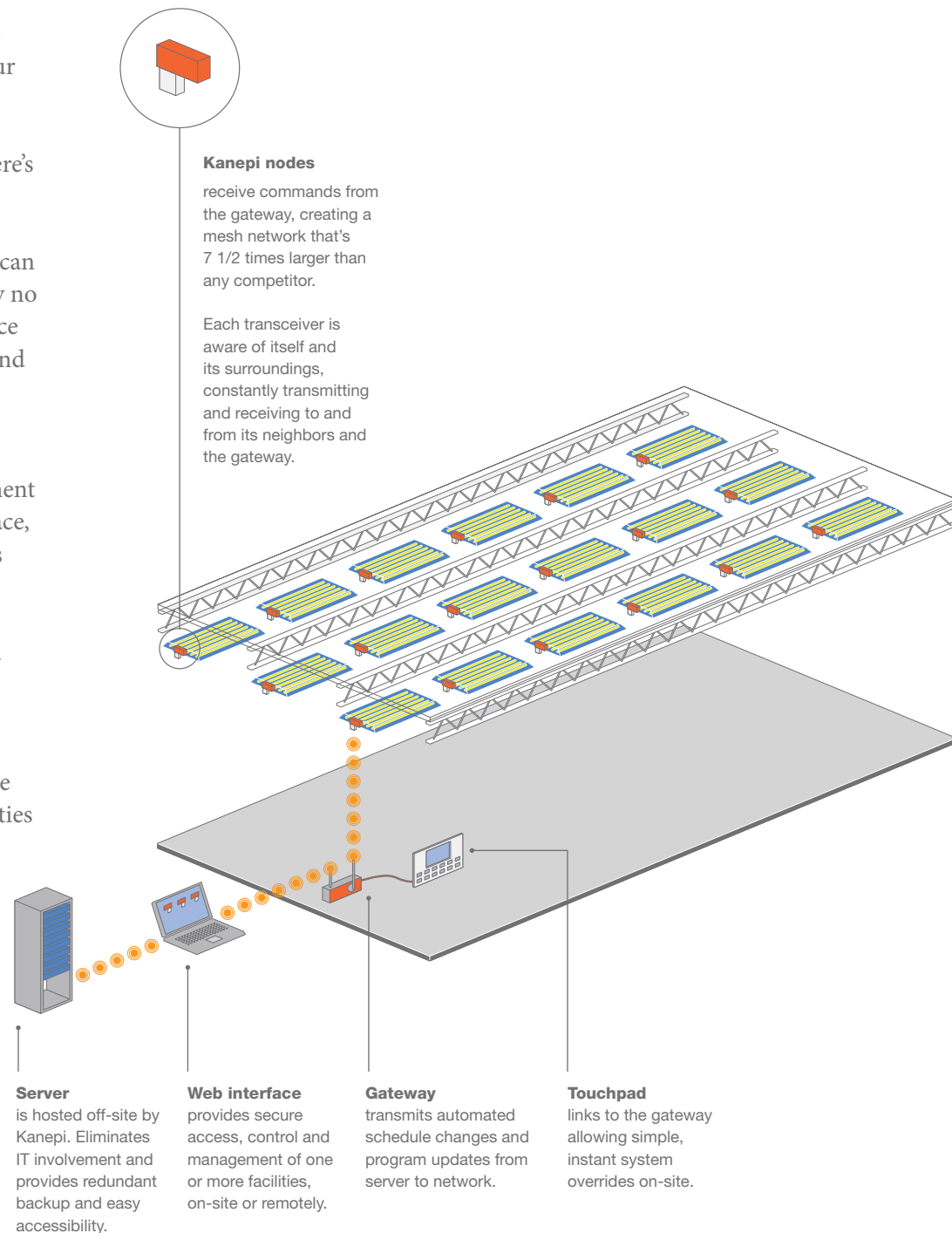
Simple and Intuitive

Just a few Kanepi components put facility control right at your fingertips, quickly and easily.

Kanepi is truly wireless, so there's no additional wiring to install and no need to expand j-box capacity. Nodes and gateways can be fitted quickly, with virtually no downtime, even when the space is occupied, saving you time and money.

Once the hardware is in place, you have access and management through the web-based interface, secured through network keys and 128-bit encryption. And because the Kanepi server is hosted off-site, there's no need for Information Technology involvement.

With Kanepi, you can schedule and control one or more facilities from anywhere, anytime.

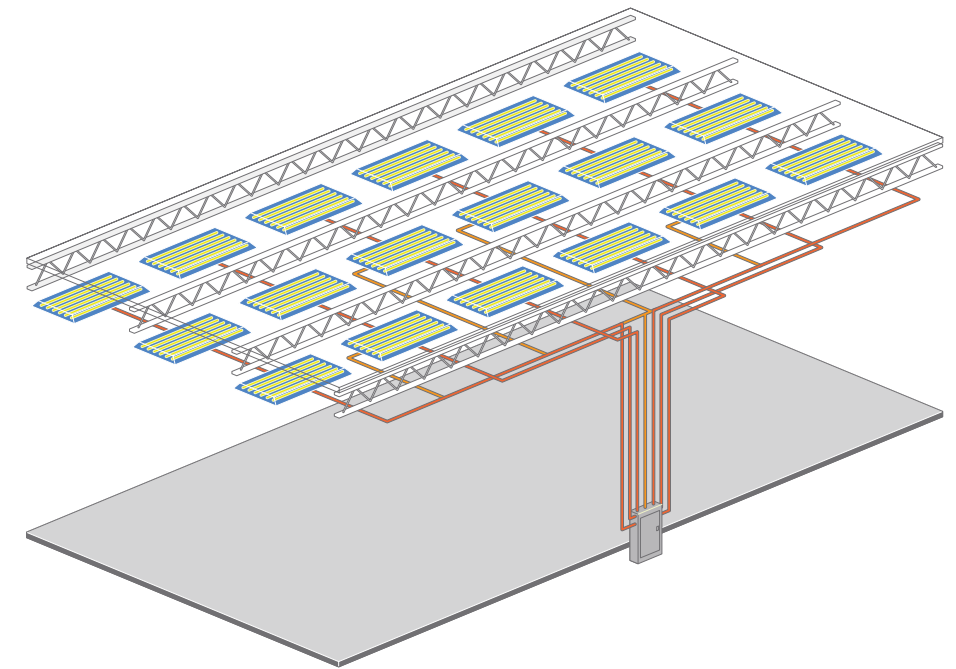


A More Efficient System

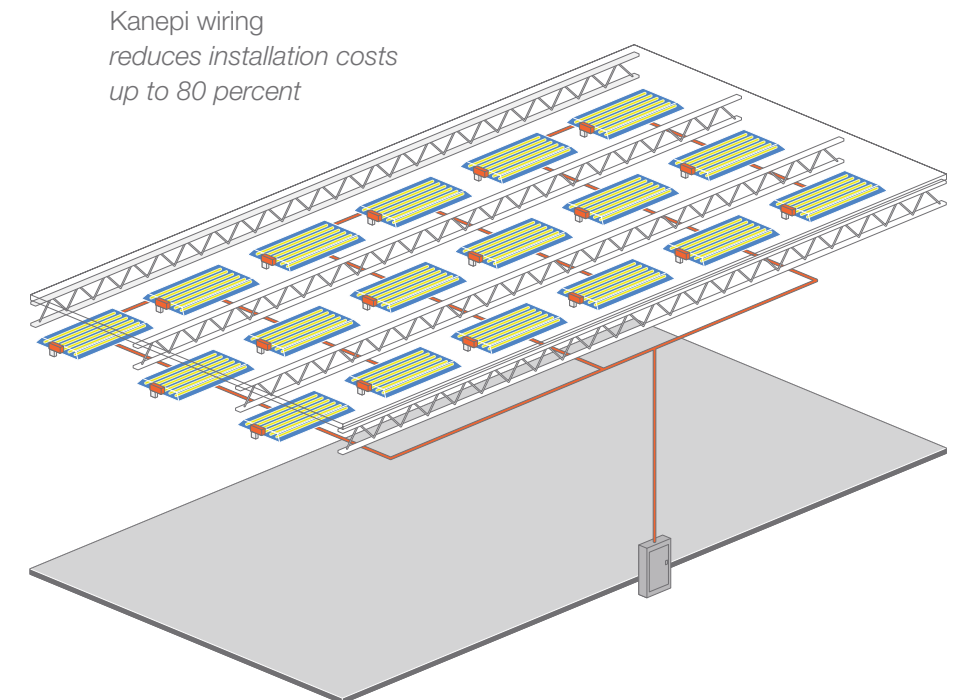
In a new building or a rehab, the Kanepi wireless control system allows more fixtures per circuit, and eliminates the need for dedicated circuits. You reduce the cost of wiring installation and panel equipment by up to 80 percent, which can mean thousands of dollars in savings.

You can also add Kanepi nodes without new wiring, which eliminates panel capacity and growth issues.

Your moves, adds and changes are faster, easier and more cost-effective than ever before.



Standard wiring



Kanepi wiring
reduces installation costs
up to 80 percent

Energy Savings

Kanepi Innovations delivers a completely dynamic, scalable, self-healing system that reduces energy consumption by as much as 70 percent.

Multi-level switching

Users can adjust light levels by fixture or by zone. By using dimming adjustments to fine-tune the amount of light, you can reduce lighting power usage up to 80 percent.

Automatic demand response

You can easily reduce your electrical and HVAC usage in response to the demands of high wholesale electricity prices, capacity needs or system reliability events, which is especially valuable during peak hours.

Daylight harvesting and occupancy controls

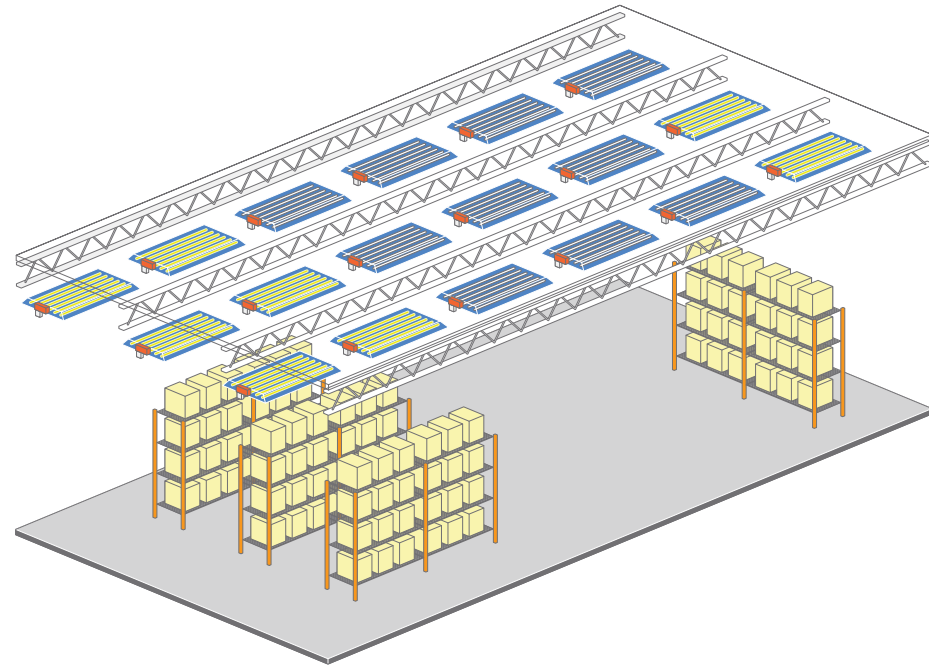
Sensors automatically detect daylight and occupancy, and adjust light output and temperature levels accordingly. One node can control all applications.

Scheduling protocol

Control and stagger when you power-on lighting, and scale back on lighting during peak energy times. With a scheduling protocol for the lighting system, you can reduce energy costs up to 30 percent versus using occupancy sensors alone.

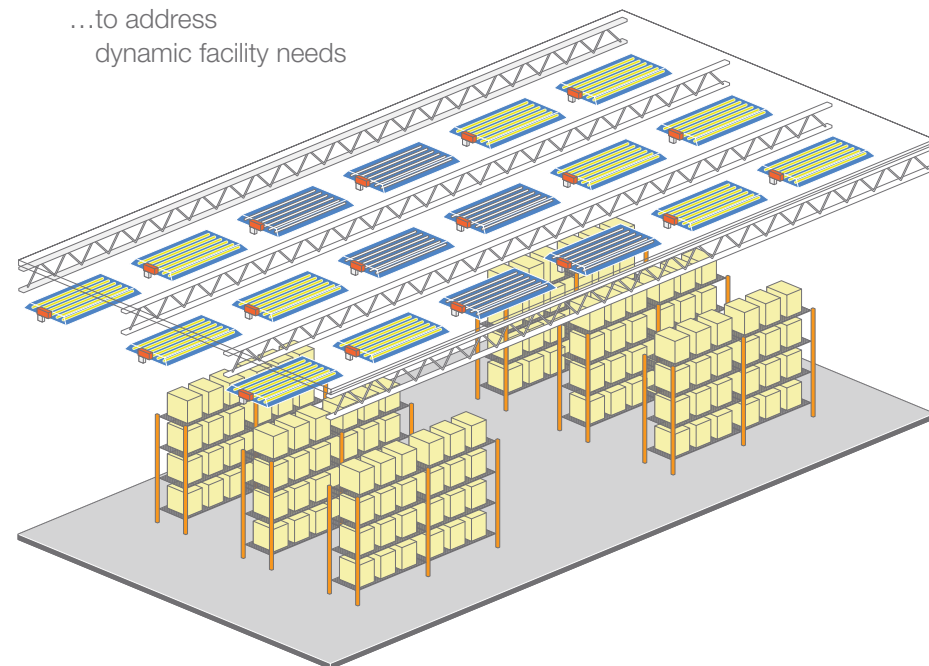
Zone control

Kanepi enables you to zone and rezone without rewiring. You can also respond to any change in the environment immediately. Just point-and-click to rezone lights and other devices.




With Kanepi,
you can make changes
quickly and easily...

...to address
dynamic facility needs



“Lighting control helps to reduce our energy costs, but the real reason we installed Kanepi is to control other things like HVAC. We’ve just scratched the surface of what we expect we’re going to be able to do.”

Paul Nowicki—Manager of Facilities, Knoll



“What’s great about Kanepi is that it’s a system you can build on. If you can think it, you can do it.”

Ray Webb—Energy Specialist, Spartan Stores

Building Control

The Kanepi Innovations wireless mesh network is fully integrated with your lighting and other building systems, giving you a variety of options to reduce energy usage and enhance facility operation.

Web-based interface

Only Kanepi gives you total building control everywhere lighting systems reach with secure, remote management via the web-based dashboard. Staff can access, monitor, control and manage building devices and assets, wherever they are.

Self-healing mesh network

Kanepi provides non-stop control. Each node can communicate with any other node on the network without sending its information through a common node or communication gateway. If there is a connection fault, the node is identified and the network automatically resumes communications.

Scalable system

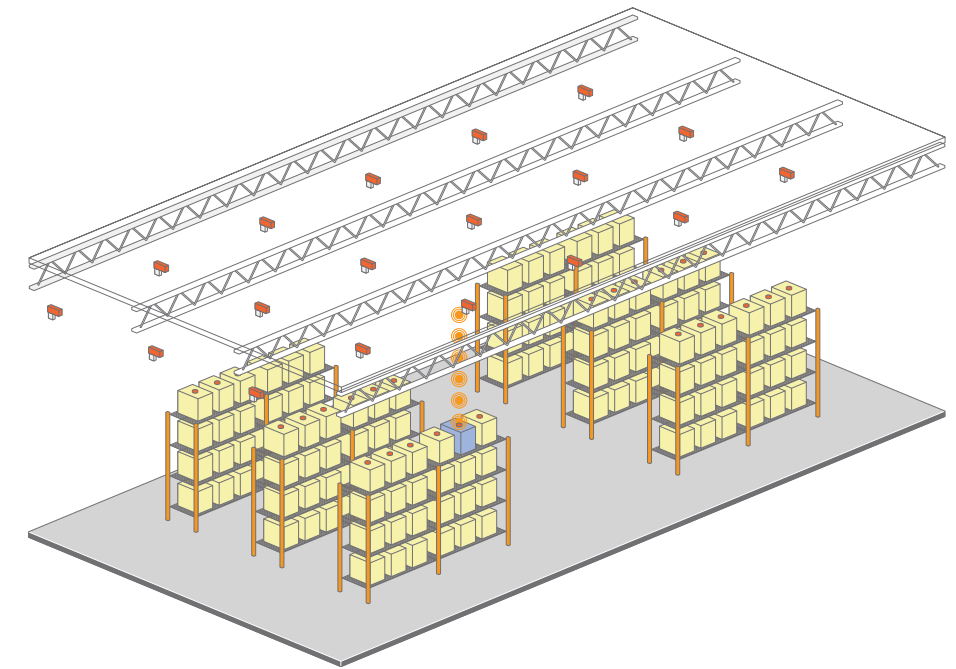
Each node is scalable and forward-thinking, enabling you to grow and increase control when and where you need it. As new needs arise or new applications are introduced, they can be implemented immediately.

Simplified reconfiguration and retenanting

Kanepi reduces downtime and costs associated with moves, adds and changes by as much as 85 percent. You point-and-click to rezone. There is no new wiring, no new circuits to the j-box.

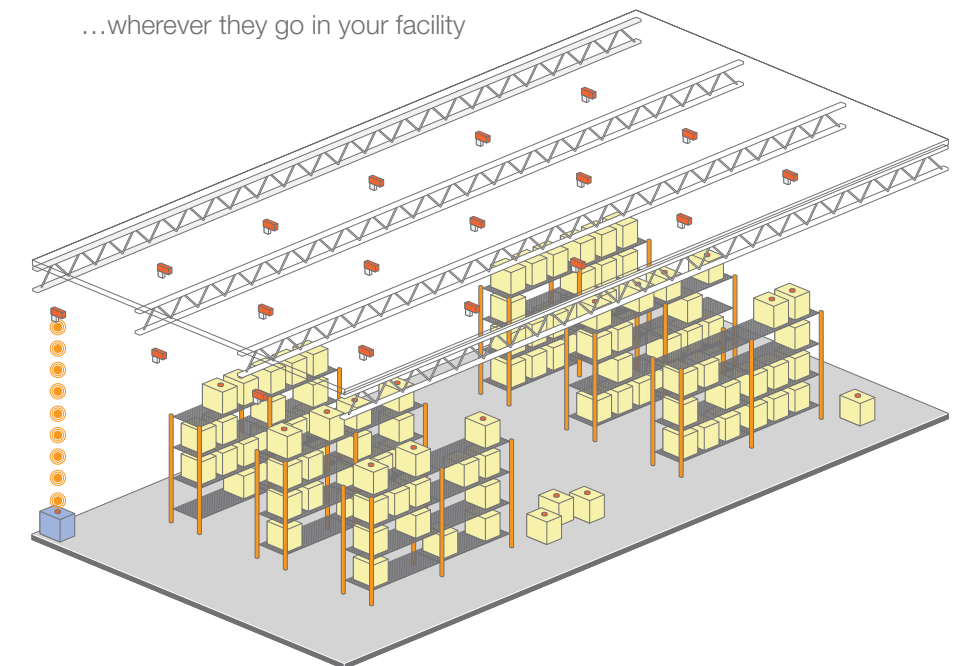
Eliminate or reduce technology upgrade costs

The Kanepi Innovations open systems protocol is based on the ZigBee standard—802.15.4—to support growth and change. Capabilities can be added as needed.



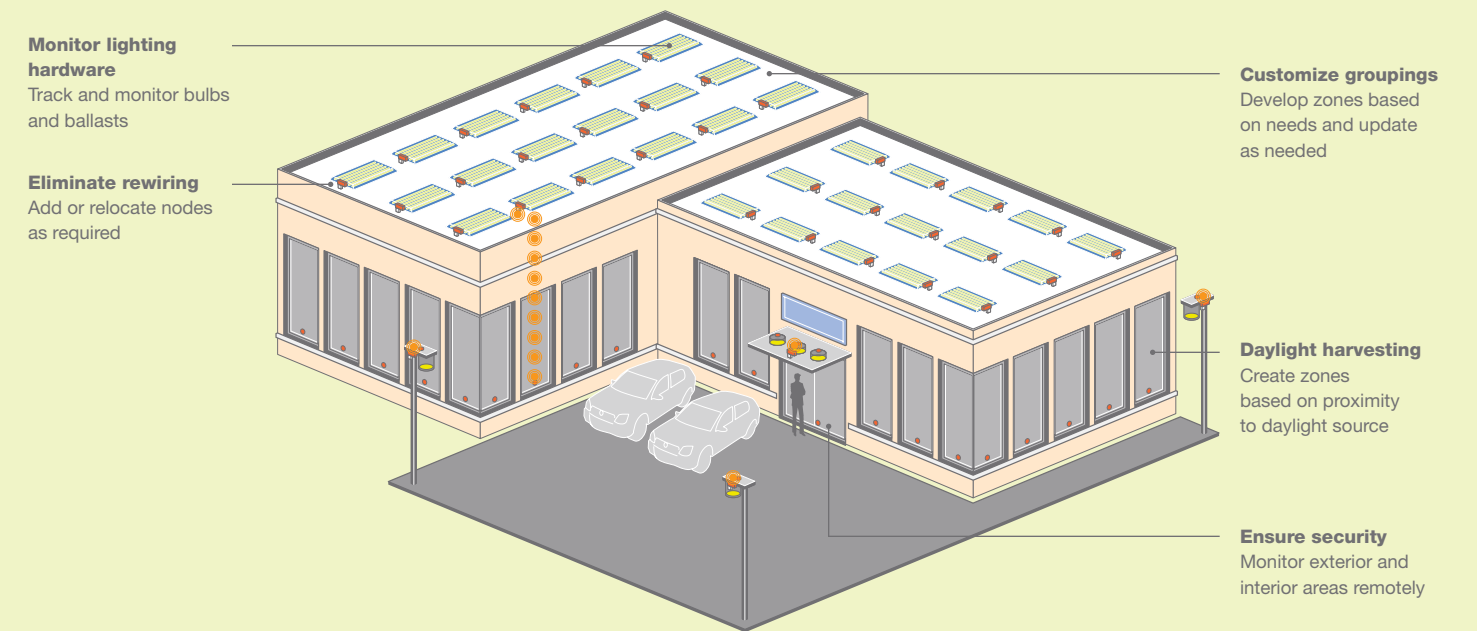
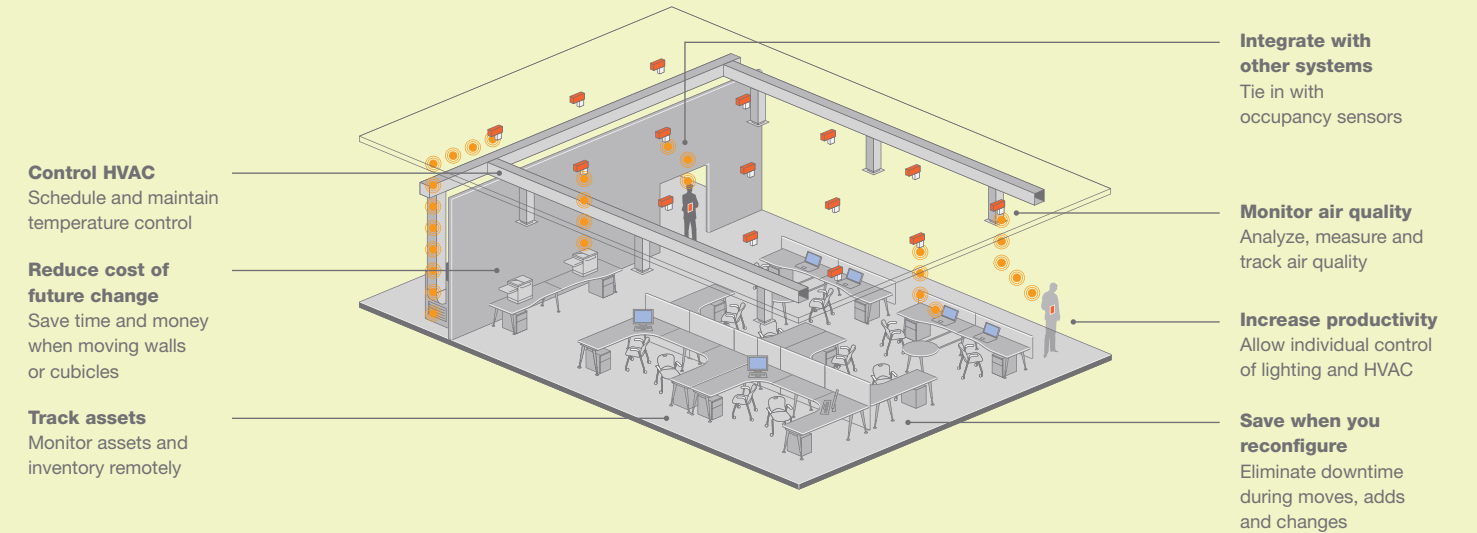
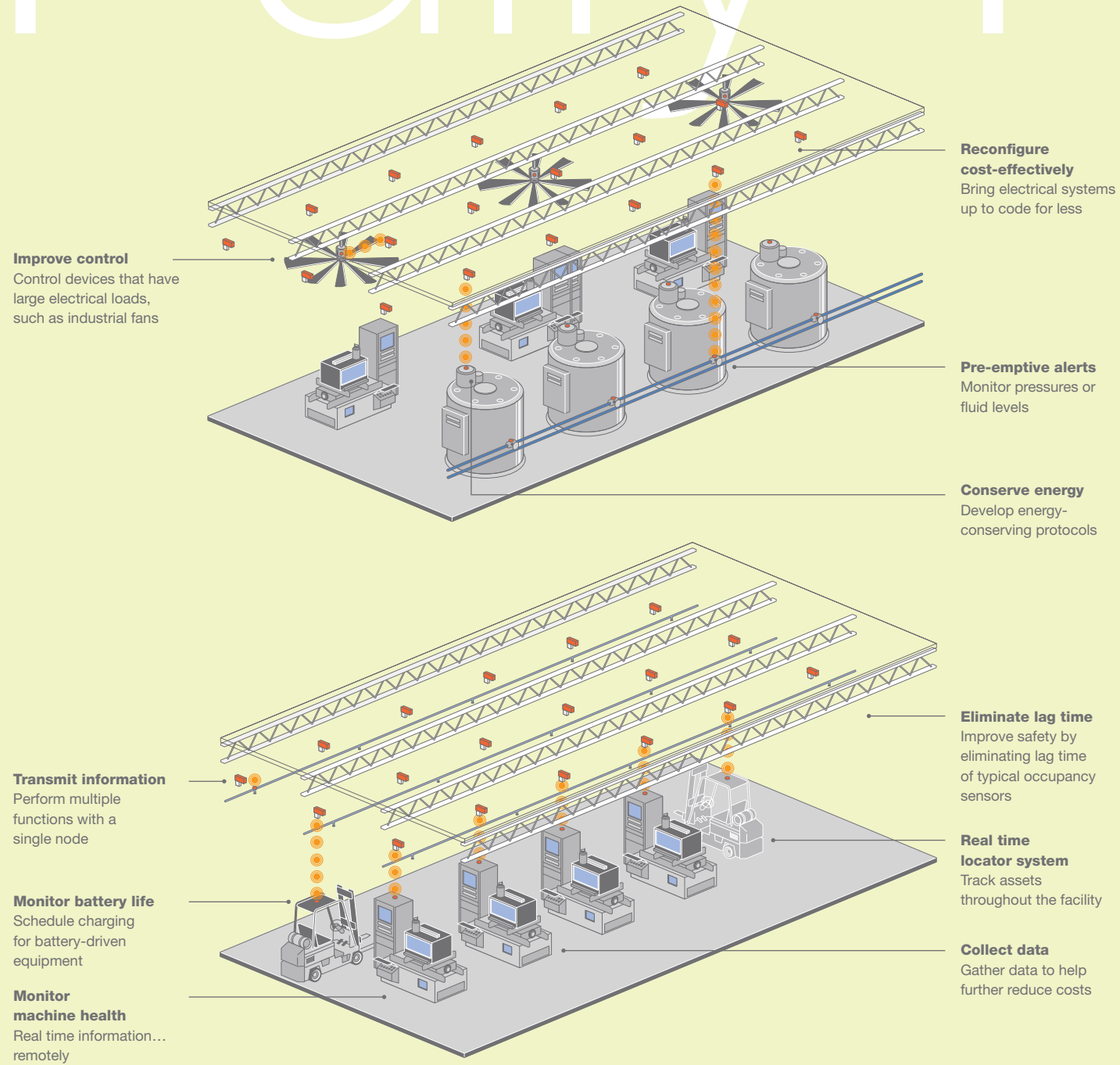
Kanepi is always at work, tracking inventory or other assets...

...wherever they go in your facility



Flexibility

Kanepi works in any environment, supporting growth and change with an open systems protocol and a mesh network that is both scalable and expandable. Once the infrastructure is in place, you can increase the scale of the network by adding future capabilities such as machine monitoring or air quality. And when your business grows, nodes can be added to expand capacity and coverage area.



A truly wireless mesh network. An open platform. Fully integrated, intuitive and programmable.



Kanepi puts complete control at your fingertips, with the option to add capabilities and controls as you need them. Labor and asset tracking. Data collection. Data reporting. Machine health monitoring. Pre-emptive alerts. Perimeter security. Kanepi makes it all possible.

Kanepi is forward-thinking technology. It's the future of lighting and workplace management... *today.*

