

Jumbo / Mumbo

JU personal task light / MU LED personal task light

JU personal task light includes:

- 13 watt compact fluorescent 3500K lamp
- Normal power factor magnetic plug-in ballast
- 8' black cord with quick connect feature
- Silver toggle switch, 2 position
- UV stable silver symmetrical reflector
- Multiple mounting options
- Finish - black or white with silver arm
- CSA listed



MU personal LED task light includes:

- Three high power LEDs totaling less than 6.5 watts (9 system watts)
- 3000K or 3500k color temperature
- 7' black cord fixture to power supply, 9' power supply to outlet
- Total cord, power supply length approximately 16'
- Silver toggle switch, 2 position
- Multiple mounting options
- Finish - black or white with silver arm
- Articulating arm has three pivot points, unique flexibility, and 90° of articulation
- UL/cUL listing

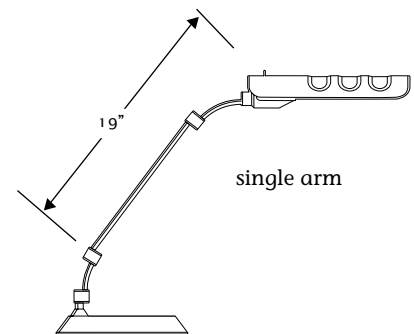


Base

Number	Description
JU S	13 watt single-articulating arm less mounting
MU S	6.5 watt LED less mounting

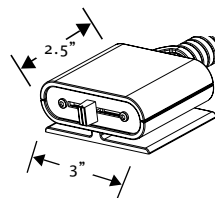
Arm options:

Single arm (S) straight arm that allows up and down movement of the arm. This option is ideal for small work spaces or offices where the mounting point is close to the task that needs to be illuminated.



Dimming module (MUS-DIM)

- 100% - 15% dimming range
- 3.00" wide x 1.4" tall x 2.5" deep
- ABS Plastic
- Platinum and black finish
- 12' un-stretched coiled cord
- Slide control to dim - slide right to left
- The dimmer plugs into the Mumbo LED power supply
- Steel spring clip surface mounting bracket



Specifying notes:

- Detachable plug-in ballast, "quick connect", allows the user to install the light easily into new or existing installations.
- Panel mount design varies slightly with office furniture system panel.
- Chicago cord is applicable to the Railite mounting option only.
- Cord managers available as an option for railite, magnetic mount or panel mount options. See task light pages for cord manager information and pricing.
- The freestanding base has a footprint of 7" in diameter.
- Total weight of JU / MU freestanding base is 8 pounds.

Jumbo / Mumbo

JU personal task light / MU LED personal task light

JU / MU base model prices

Base	List Price
Number Less Mounting	
JU S	\$ 209.00
MU S	\$ 270.00

JU / MU option prices

Option	Description	Code	List Price
Mounting:	Freestanding	FS	\$ 96.00
	Clamp mount-min clearance	CMM	47.00
	Clamp mount-waterfall edge	CMW	57.00
	Panel mount	PM	42.00
	Magnetic mount	MM	38.00
	Surface mount	SM	36.00
	Railite	RL	57.00
	Railite with Chicago cord	RLCHC	105.00
Dimming:	Slide control dimmer (for Mumbo only)	DIM	101.00

Mounting options:

Freestanding (FS) weighted base

Clamp mount minimum clearance (CMM) allows the JU to be mounted to most freestanding or hanging work surfaces. Adjusts to fit surfaces up to 2.25" thick. Two-piece design simplifies installation in an existing workstation.

Clamp mount waterfall edge (CMW) allows the JU to be mounted to most freestanding or hanging work surfaces. Fit surfaces 1 1/8" to 1 1/2" thick.

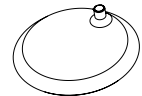
Panel mount (PM) allows the JU to be mounted to various office furniture system panels. System must be specified. See mounting cross reference page 58.

Magnetic mounting (MM) allows the JU to attach directly to the bottom of a metal shelf. A multi-pole ceramic magnet that is screwed to the light allows the JU to be mounted to metal surfaces.

Railite™ mount (RL) allows the JU to slide silently along a 20", 31", & 44" rail, mounted under a bin or shelf. The railite can be specified for mounting to wood shelves (WS) or metal shelves. For metal shelves, use manufacturer system code from pages 56-57 (ref vt column). Brackets available in 11", 13", & 16".

Surface mount (SM) allows the LED to permanently attach to a work surface.

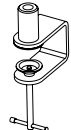
freestanding base



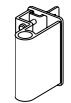
clamp mount - minimum clearance



clamp mount - waterfall edge



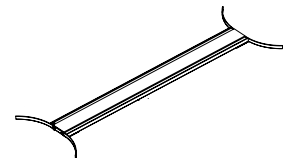
panel mount



magnetic mount



Railite™ mount

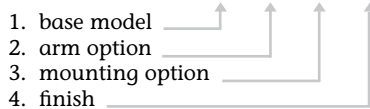


surface mount



How to specify the JU/MU personal task light

Example JU S FS White



1. Specify JU or MU.
2. Select arm option.
3. Select base / mounting option.
4. Specify black or white.

When PM is selected, select code for manufacturer and system name of unit that the light will be mounting in, page 58. For RL option refer to VT column on pages 56-57.

If manufacturer and system name code is not listed, identify them on your purchase order and a Light Corporation customer service rep will contact you on availability.

Call Light Corporation customer service to place an order, 1-800-544-4899

Prices are subject to change.