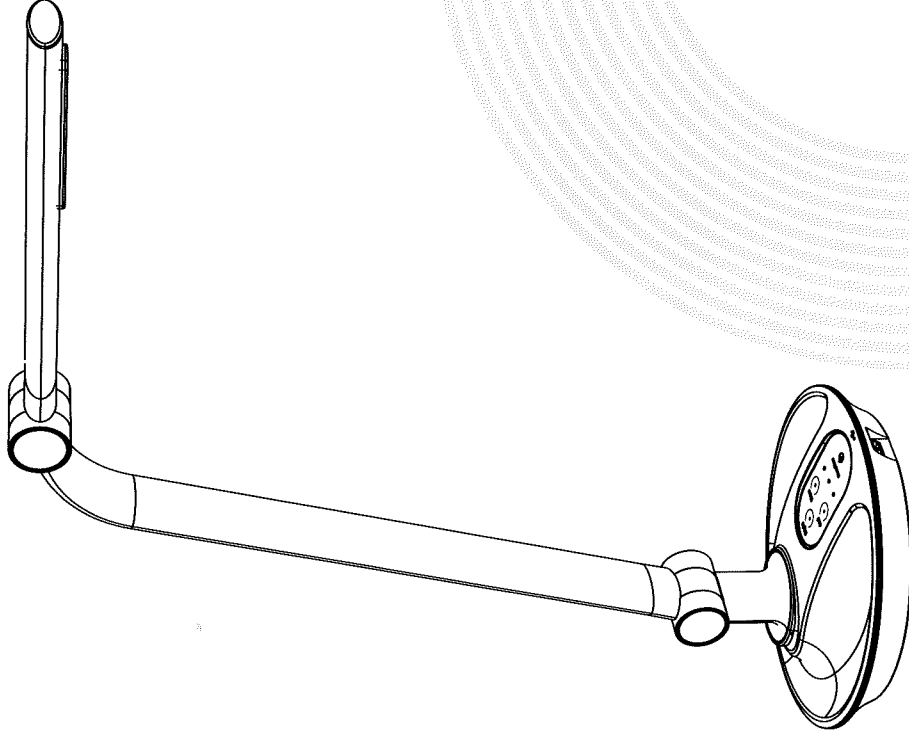
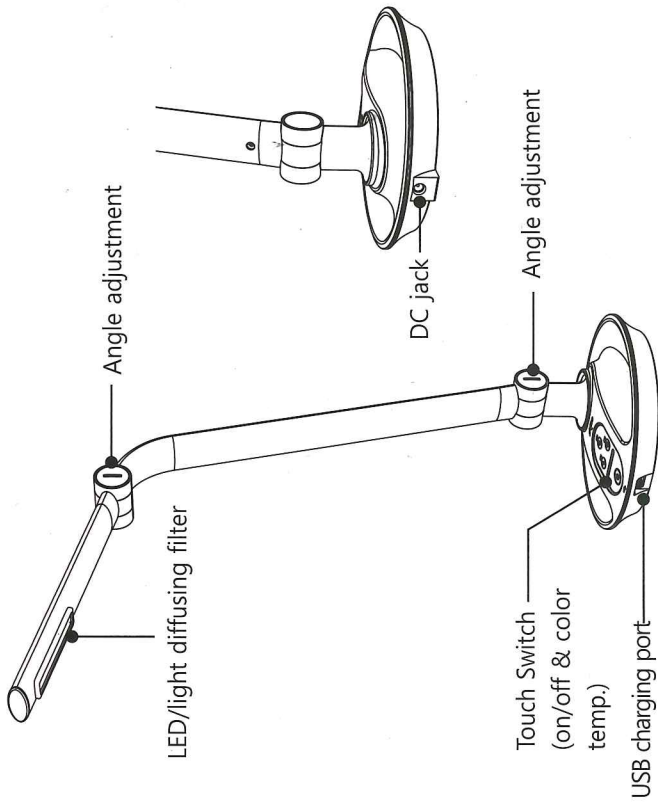


# LED DESK LAMP

**USB**  
Charger

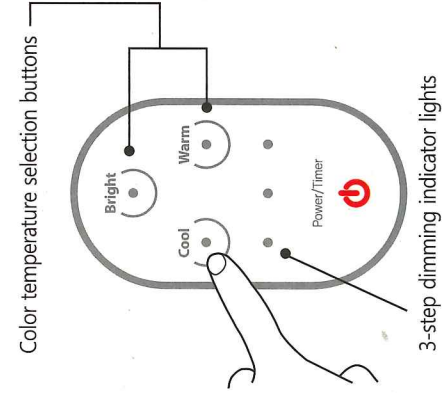


# 1. Product Description



# 2. Features and Operation

## Color temperature adjustment and dimming system



### To adjust color temperature

Select the respective button on the keypad for desired light:

- Cool light- blue hue. (6200K-6500K CCT)
- Bright light- yellow-orange hue. (4500K-4700K CCT)
- Warm light- red hue. (2500K-3300K CCT)

### To dim

A 3-step dimming feature is available in all three color temperature settings. To adjust brightness level, press desired color temperature setting button once for low, twice for mid or three times for the brightest setting. The number of illuminated dimming indicator lights will correspond to the brightness level currently displaying.

### To set the timer

Press and hold the power/Timer button for 2 sec. to activate timer. Indicator light will circulate around the keypad to indicate timer has been set. Light will automatically shut off after 50 minutes. Repeat the steps if you wish to engage the timer again.

## General Specification

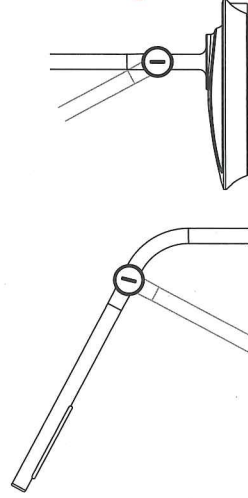
Model	TLC-3800
Color Temperature	Cool : 6,200~6,500K Bright : 4,500~4,700K Warm : 2,500~3,300K
Light Output	84~511 lm
CRI	≥ 82
Power	DC 12V, 1.5A
Power consumption	9.5W(Lighting), 6.5W(Charging) Max 16W
USB Charging port	DC 5V, 1A



**" Use only the power supply provided"**  
 Veuillez utiliser uniquement l'adaptateur dédié d'alimentation fourni.  
 Using a power supply other than the power supply included in this packaging will void the product warranty.

## Angle adjustment

Fixture offers adjustable arm for user preference



\* If the lamp arm does not stay in desired position, carefully tighten the hinge clockwise with a coin.

## USB charging

Insert USB cable (of Smart phone or Tablet) to the USB charging port on the front side of base to charge the appliances.

