

TINO

Tino redefines the way light brightens your workspace. Thoughtfully designed with a minimal footprint (including an option to mount directly to a monitor), it frees up your desktop area. Although small, Tino is powerful, projecting up to 103 footcandles-worth of illumination, a full foot forward from its base—or lack thereof.



TINO Desk Light

FEATURES

- Asymmetrical illumination projects 103 footcandles on the desktop approximately 1' in front of the head.
- A single touch on/off and touch-and-hold 100%–15%. Includes continuous dimming pad with last state memory.
- Tino can mount to dividers ranging in thickness of 1/4" to 1-1/2" and heights up to 30" above the work surface.
- The occupancy sensor turns the fixture off after 30 minutes of inactivity and back on as the user re-enters the workspace. If occupant is present, the light will remain on.
- Proudly designed and manufactured in Grand Haven, Michigan.

SPECIFICATIONS

ENERGY CONSUMPTION:
3.9 system watts

NUMBER OF LEDs:
7 fractional LEDs

LIGHT OUTPUT:
200 lumens

EFFICACY:
52 Lm/W

LED RATED LIFESPAN:
> 50,000 hours

COLOR TEMPERATURE:
3500K

COLOR RENDERING INDEX:
82

BRIGHTNESS ADJUSTABILITY:
100%–15% continuous

ARM OPTIONS:
single arm

POWER SUPPLY:
18-watt wall transformer with 9' black cord

CORD:
3' silver cord with quick connector

MATERIAL:
aluminum, zinc, and plastic

CERTIFICATIONS:
ETL listed: compliant to UL 153/8750 & CSA C22.2 No. 250.4; FCC Part 15 Class B; TAA; BAA; CEC Title 20

WARRANTY:
10 years fixture
5 years power supply

FINISHES

WHITE	CURRENT	SALMON	PORCELAIN	SILVER SAGE	MARINE
SILVER	CRANBERRY	CLAY	FLAX	JUNIPER	SKY
STORM	GRAPE	PUMPKIN	GOLDENROD	SPRUCE	TRANQUIL
ASH	MERLOT	CLEMENTINE	DIJON	TEAL	
COAL	RAISIN	CAYENNE	PINEAPPLE	GULF	
BLACK	EGGPLANT	PAPRIKA	KIWI	OCEAN	

TINO Desk Light

PHOTOMETRIC DATA

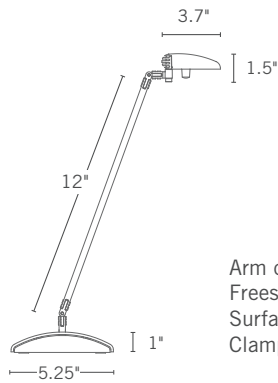
Footcandle outputs measured at 15" from the worksurface.

	12"	9"	6"	3"	CL	3"	6"	9"	12"
12"	21	36	56	70	75	69	55	37	21
9"	26	47	73	96	103	96	75	50	26
6"	23	40	64	80	88	83	66	43	24
3"	15	25	40	53	60	55	42	26	15
CL	9	14	21	28	31	29	24	15	9

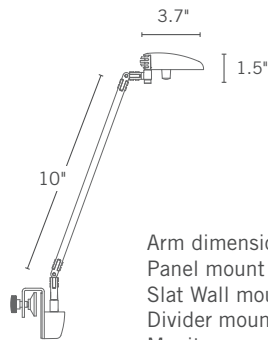
SUSTAINABILITY NOTES

- Made with fully-recyclable aluminum, zinc, and plastic. Please contact your local county or municipality to determine your local recycling options.
- Energy-saving features such as occupancy sensor and dimming included
- Lower power consumption
- Mercury-free
- Potential LEED points. For more LEED information please visit <https://new.usgbc.org/leed-v41>

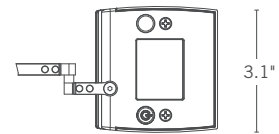
DIMENSIONS



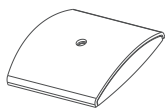
Arm dimensions for:
Freestanding
Surface mount
Clamp mount



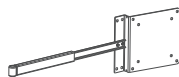
Arm dimensions for:
Panel mount
Slat Wall mount
Divider mount
Monitor mount



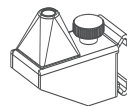
MOUNTING



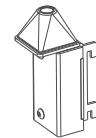
Freestanding Base



Monitor Mount



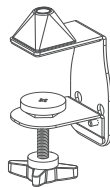
Slat Wall Mount



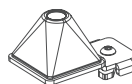
Panel Mount



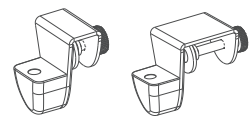
Surface Mount



Clamp Mount



Rail Mount



Divider Mounts

For more information about our products, please visit
lightcorp.com.

We're social!

Instagram and Facebook: @lightcorp

LinkedIn: [linkedin.com/company/light-corporation](https://www.linkedin.com/company/light-corporation)

CONTACT US

Factory + Headquarters

14800 172nd Avenue
Grand Haven, Michigan 49417

For quotes, specifications, or general product inquiries:

800.526.5658 (option 1)
insidesales@lightcorp.com

For orders, questions about existing orders, or after sales care:

800.526.5658 (option 2)
customerservice@lightcorp.com

www.LightCorp.com