

# TUCK

With four lengths and interlinking capabilities, Tuck creates customized lighting solutions for any space. Designed to attach directly beneath underbin cabinetry, its slim profile mounts effortlessly and inconspicuously below cabinets and shelving to provide superb quality illumination exactly where it's needed. A capacitive touch dimming feature with last state memory allows the user to further tailor its intensity to adjust to any specific task with ease.



# TUCK Under Shelf Light

## FEATURES

- Master control powers all linked fixtures in the chain on/off with a single touch to the first fixture in line.
- Single touch on/off and touch-and-hold continuous dimming pad with last state memory when powered.
- The automatic shut-off feature comes standard and will turn the fixture off after 12 hours of continuous use.

## SPECIFICATIONS

**LENGTHS:**  
12", 17", 31", 44"

**LED RATED LIFESPAN:**  
> 52,000 hours

**COLOR TEMPERATURE:**  
3500K

**COLOR RENDERING INDEX:**  
85

**BRIGHTNESS ADJUSTABILITY:**  
100%–15% continuous

**AUTO SHUT OFF:**  
after 12 hours (± 15 mins.)

**POWER SUPPLY:**  
18-watt wall transformer with 9' cord or 40-watt wall transformer with 11" cord

**CORD COLOR:**  
black

**MATERIAL:**  
anodized aluminum and plastic

**MOUNTING:**  
includes magnet and screw mount

**CERTIFICATIONS:**  
ETL listed: compliant to UL 153 & CSA C22.2 No. 250.4; FCC Part 15 Class B; CEC Title 20

**WARRANTY:**  
5 years fixture  
1 year power supply


	<u>12"</u>	<u>17"</u>	<u>31"</u>	<u>44"</u>
<b># LEDS:</b>	36	54	90	132
<b>LUMENS:</b>	375	510	961	1313
<b>WATTAGE:</b>	3.8	5.6	10.3	14.3
<b>SYSTEM:</b>	5.0	6.3	11.75	16.19

## FINISH

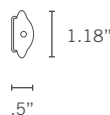
SILVER

## DIMENSIONS

————— Total Length\* —————



1.6"  
On/off/dimmer pack



	<u>12"</u>	<u>17"</u>	<u>31"</u>	<u>44"</u>
<b>ACTUAL LENGTH:</b>	13.6"	18.6"	32.6"	45.6"
<b>SHELF SIZE:</b>	< 24"	24"–36"	42"–48"	54"–60"

\*Total length represents the fixture plus the on/off/dimmer pack

# TUCK Under Shelf Light

## PHOTOMETRIC DATA

Footcandle outputs measured at 18" from the worksurface.

### 12" Fixture

	18"	12"	6"	CL	6"	12"	18"
12"	6	11	18	21	18	12	6
6"	9	19	34	42	34	19	9
CL	10	22	43	<b>55</b>	43	23	10
6"	8	18	32	40	32	18	8
12"	6	11	17	20	17	11	6

### 17" Fixture

	18"	12"	6"	CL	6"	12"	18"
12"	10	17	26	30	26	17	10
6"	14	30	49	59	49	29	14
CL	16	36	63	<b>76</b>	63	36	17
6"	14	28	47	56	47	28	14
12"	9	16	24	28	25	17	10

### 31" Fixture

	18"	12"	6"	CL	6"	12"	18"
12"	23	35	43	46	43	35	23
6"	38	63	80	85	79	61	38
CL	47	80	102	<b>108</b>	101	78	46
6"	37	60	77	81	76	60	37
12"	22	33	41	44	41	33	22

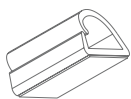
### 44" Fixture

	18"	12"	6"	CL	6"	12"	18"
12"	36	44	49	50	49	44	35
6"	65	82	89	91	87	79	62
CL	85	107	115	<b>117</b>	113	102	80
6"	66	82	90	91	88	79	62
12"	36	44	49	50	49	44	35

## SUSTAINABILITY NOTES

- Made with fully-recyclable anodized aluminum and plastic. Please contact your local county or municipality to determine your local recycling options.
- Energy-saving features such as auto shut-off and dimming included
- Lower power consumption
- Mercury-free
- Potential LEED points. For more LEED information please visit <https://new.usgbc.org/leed-v41>

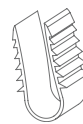
## ACCESSORIES



Adhesive Horizontal  
Cord Manager



Magnetic Horizontal  
Cord Manager



Panel Clip Cord  
Manager

For more information about our products, please visit  
[lightcorp.com](http://lightcorp.com).

We're social!

Instagram and Facebook: @lightcorp

LinkedIn: [linkedin.com/company/light-corporation](https://www.linkedin.com/company/light-corporation)

---

## CONTACT US

### **Factory + Headquarters**

14800 172nd Avenue  
Grand Haven, Michigan 49417

### **For quotes, specifications, or general product inquiries:**

800.526.5658 (option 1)  
[insidesales@lightcorp.com](mailto:insidesales@lightcorp.com)

### **For orders, questions about existing orders, or after sales care:**

800.526.5658 (option 2)  
[customerservice@lightcorp.com](mailto:customerservice@lightcorp.com)

[www.LightCorp.com](http://www.LightCorp.com)