

Carmen instructions

by Most Modest™

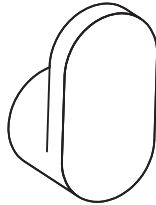
Included in Package:



Drywall Anchor



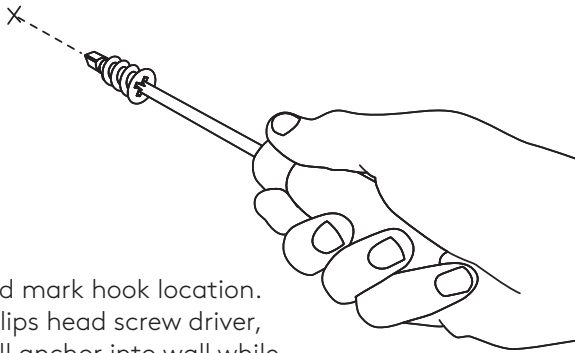
Metal Stud



Carmen Hook

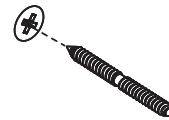
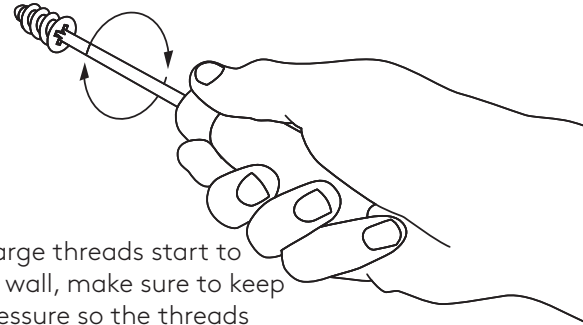
Step 1

Measure and mark hook location. Using a Phillips head screw driver, push drywall anchor into wall while twisting.



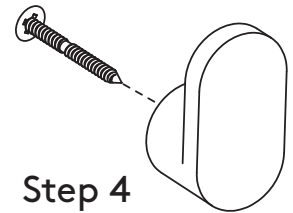
Step 2

When the large threads start to engage the wall, make sure to keep applying pressure so the threads don't spin out. Keep twisting until anchor is flush with wall.



Step 3

Hand tighten metal stud into drywall anchor.



Step 4

Thread Carmen hook onto stud. The stud will thread into both the wall and the wood hook. Tighten until hook is flush and snug with the wall.